



Technical Data

Phonak Bolero B

Phonak Bolero B-P (B90/B70/B50/B30) (SlimTube HE)

Compact power BTE, battery size 13 (for fitting range, product details and available options, please see Product Information or visit www.phonakpro.com).

Note: Using pure tone measurements with a digital hearing instrument can result in a wavy frequency response. This is an artifact resulting from the use of a narrowband input signal and does not affect the actual performance with naturally occurring broadband input signals.

Ear simulator data

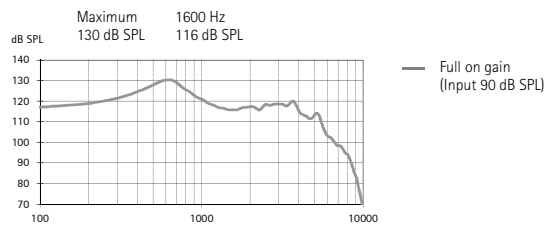
IEC 60118-0 : 1994

2cm³ coupler data

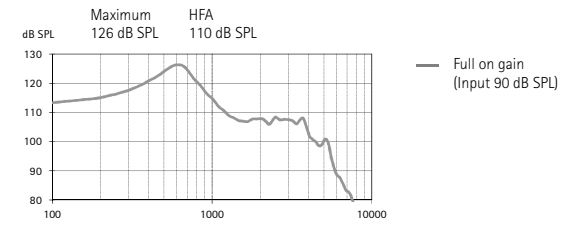
ANSI / ASA S3.22-2014

IEC 60118-0 : 2015

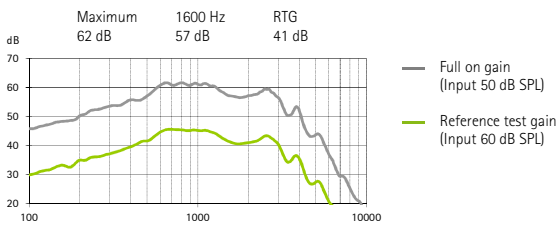
Output sound pressure level



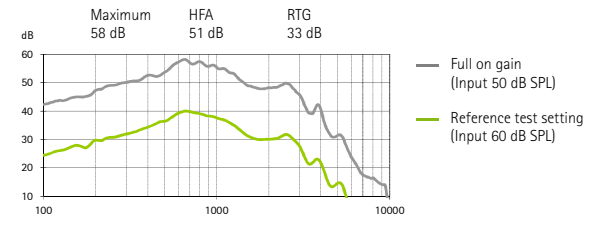
Output sound pressure level



Acoustic gain



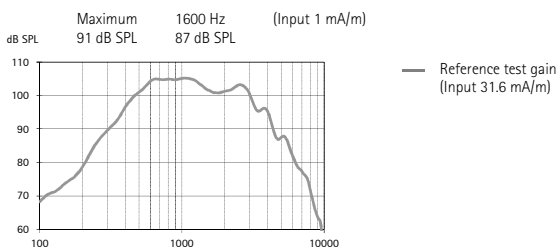
Acoustic gain



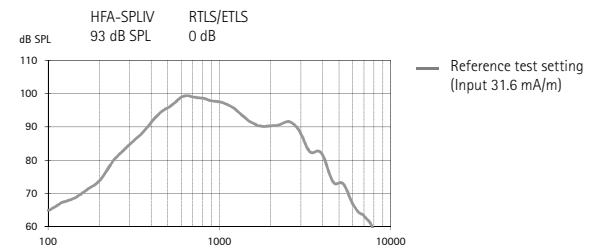
Frequency range	<100 Hz - 5500 Hz		
Total harmonic distortion	500 Hz	800 Hz	1600 Hz
	1%	1%	1.5%
Battery current	Quiescent	Working	
	1 mA	1.1 mA	
Equivalent input noise level	19 dB SPL		

Frequency range	<100 Hz - 5400 Hz		
Total harmonic distortion	500 Hz	800 Hz	1600 Hz
	1%	1%	1.5%
Battery current	1.2 mA		
Equivalent input noise level	19 dB SPL		

Induction coil sensitivity



Induction coil sensitivity





Technical Data

Phonak Bolero B

Phonak Bolero B-P (B90/B70/B50/B30) (HE10 680)



Warning to hearing care professionals:
This hearing instrument has an output sound pressure level that can exceed 132 dB SPL. Special care should be taken when fitting this instrument as there is a risk of impairing the residual hearing of the user.

Unless otherwise specified, all data obtained are measured with the hook type HE10 680 and Phonak Target measurement settings.

Note: Using pure tone measurements with a digital hearing instrument can result in a wavy frequency response. This is an artifact resulting from the use of a narrowband input signal and does not affect the actual performance with naturally occurring broadband input signals.

Ear simulator data

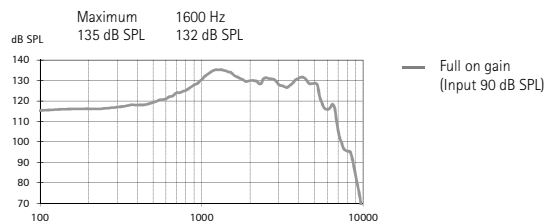
IEC 60118-0 : 1994

2cm³ coupler data

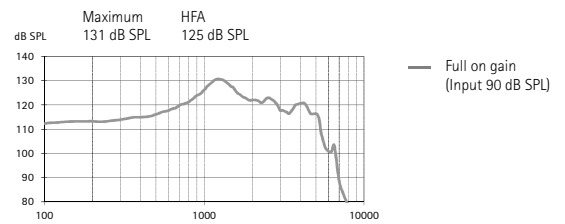
ANSI / ASA S3.22-2014

IEC 60118-0 : 2015

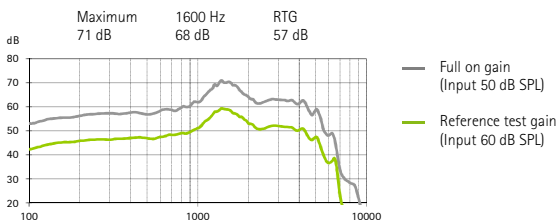
Output sound pressure level



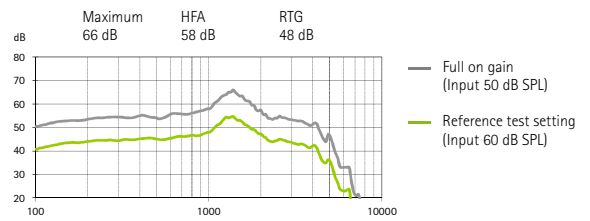
Output sound pressure level



Acoustic gain



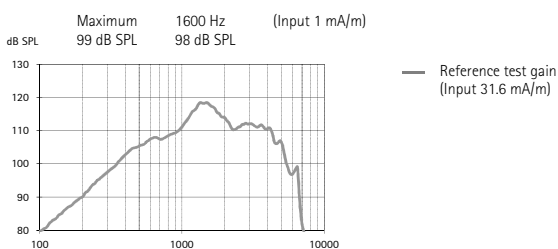
Acoustic gain



Frequency range	100 Hz - 5500 Hz		
Total harmonic distortion	500 Hz	800 Hz	1600 Hz
	5%	4%	2%
Battery current	Quiescent	Working	
	1 mA	1.2 mA	
Equivalent input noise level	19 dB SPL		

Frequency range	<100 Hz - 5400 Hz		
Total harmonic distortion	500 Hz	800 Hz	1600 Hz
	5%	4%	2%
Battery current	1.2 mA		
Equivalent input noise level	19 dB SPL		

Induction coil sensitivity



Induction coil sensitivity

