

# ReSound LiNX 3D™



## Product Description

Model 77 Behind-the-Ear (BTE) hearing aids support closed and open configurations.

The ReSound Smart Range C platform enables Surround Sound by ReSound.

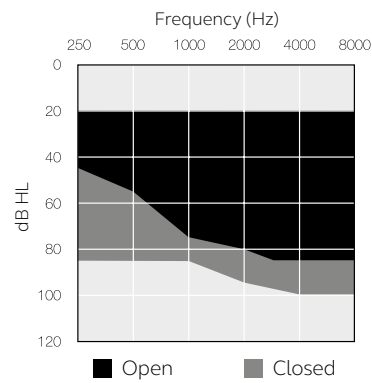
This 5th generation, 2.4 GHz wireless product utilizes the Smart Range C platform for secure cloud connectivity, bringing an entirely new level to the relationship between hearing care professionals and their clients, called ReSound Assist. These Made for iPhone hearing aids also feature ear-to-ear communication along with a direct connection to the ReSound Smart 3D app.

ReSound LiNX 3D also supports the full line of ReSound wireless accessories.

The 77 BTE model comes standard with Push Button, Volume Control, Telecoil, and Direct Audio Input (DAI) functionality.

The ReSound LiNX 3D BTE hearing aids are iSolate™ nanotech coated for optimum durability and meet the IP58 classification for ingress protection.

Fitting Range



Model	LT977-DW LT977-DWT	LT777-DW LT777-DWT	LT577-DW LT577-DWT
<b>Device Configurations</b>			
Battery size	13		
Colors available	14		
<b>Audiological Features</b>			
WARP compression (WDRC) - number of channels	17	14	12
Binaural Directionality III	●	-	-
Spatial Sense	●	-	-
Binaural Directionality	-	●	-
Natural Directionality II	●	●	●
Directional Mix Processor	●	●	●
-Adjustable directional mix	●	-	-
Synchronized Soft Switching	●	●	-
Soft Switching	-	-	●
Autoscope Adaptive Directionality	●	-	-
Multiscope Adaptive Directionality	-	●	-
Adaptive Directionality	-	-	●
Binaural Environmental Optimizer II	●	-	-
Environmental Optimizer	-	●	-
Noise Tracker II	●	⊙	○
Expansion	●	⊙	○
Wind Guard	●	⊙	○
Sound Shaper	●	●	●
DFS Ultra II	●	●	●
-Music Mode	●	●	●
Synchronized Acceptance Manager	●	●	●
Tinnitus Sound Generator	●	●	●
<b>Functional Features</b>			
Synchronized Push Button	●	●	●
Synchronized Volume Control	●	●	●
Smart Start	●	●	●
Phone Now	●	●	●
Comfort Phone	●	●	●
Ear to Ear Communication	●	●	●
Direct audio streaming (Made for iPhone)	●	●	●
ReSound TV Streamer 2, Remote Control 2, Phone Clip+, Micro Mic and Multi Mic	●	●	●
ReSound Control™ app (Phone Clip+ is required)	●	●	●
ReSound Smart 3D™ app	●	●	●
<b>ReSound Assist</b>			
Remote Fine Tuning	●	●	●
Remote Firmware Updates	●	●	●
<b>Fitting Features</b>			
Fitting Software Smart Fit™ 1.0 or higher	●	●	●
Fully Flexible Programs	4	4	4
Auto DFS	●	●	●
Onboard Analyzer II	●	●	●
Wireless Fitting with Airlink™2/ Noahlink Wireless	●	●	●

○ Basic

⊙ Advanced

● Ultimate



ReSound LiNX 3D is compatible with iPhone 7 Plus, iPhone 7, iPhone 6s Plus, iPhone 6s, iPhone 6 Plus, iPhone 6, iPhone SE, iPhone 5s, iPhone 5c, iPhone 5, iPad Pro (12.9-inch), iPad Pro (9.7-inch), iPad Air 2, iPad Air, iPad mini 4, iPad mini 3, iPad mini 2, iPad mini, iPad (4th generation), iPod touch (6th generation) and iPod touch (5th generation) using iOS 8.X or later. Apple, the Apple logo, iPhone, iPad Pro, iPad Air, iPad mini, iPad and iPod touch are trademarks of Apple Inc., registered in the U.S. and other countries. Android is a trademark of Google Inc.



400627000GB-16.12-Rev.C

**ReSound A/S**  
Lautrupbjerg 7  
DK-2750 Ballerup, Denmark  
Tel.: +45 45 75 11 11  
resound.com

**United Kingdom**  
GN ReSound Ltd.  
Kirtlington Business Centre  
Portway  
Kirtlington  
Oxon OX5 3JA  
Tel.: +44 1869 352 800  
resound.com

**Australia**  
GN ReSound Pty. Ltd.  
Unit R1 Regent Park Estate  
391 Park Road  
Regent Park NSW 2143  
Tel.: 02 9743 9707  
Free call number: 1800 658 955  
resound.com

**New Zealand**  
GN ReSound (NZ) Ltd.  
Ground Floor, North Entrance  
4 Fred Thomas Drive  
Takapuna  
Auckland, 0622  
Tel.: (free) 0800 900 126  
resound.com



# Technical Specifications

		LT77-DWT		
		IEC 60118-0 2nd IEC 711 Ear simulator	IEC 60118-0 3rd IEC 60118-7 ANSI S3.22 2cc coupler	
Reference test gain (60 dB SPL input)	1600 Hz/HFA	45	38	dB
Full-on gain (50 dB SPL input)	Max.	62	51	dB
	1600 Hz/HFA	54	48	
Maximum output (90 dB SPL input)	Max.	131	127	dB SPL
	1600 Hz/HFA	121	116	
Total harmonic distortion	500 Hz	0.5	0.2	%
	800 Hz	0.5	0.2	
	1600 Hz	0.9	0.6	
Telecoil sensitivity (1 mA/m input)	Max.	94		dB SPL
HFA - SPLIV @ 31.6 mA/m (ANSI)	HFA		100	
Full-on telecoil sensitivity @ 1mA/m	1600 Hz/HFA	87	80	
Equivalent input noise		25	22	dB SPL
Frequency range (DIN 45605/ANSI)		100-6920	100-6810	Hz
Current drain		1.2	1.2	mA

Data in accordance with IEC60118-0 Edition3.0 2015-06, IEC60118-7 and ANSI S3.22-2009, supply Voltage 1.3V

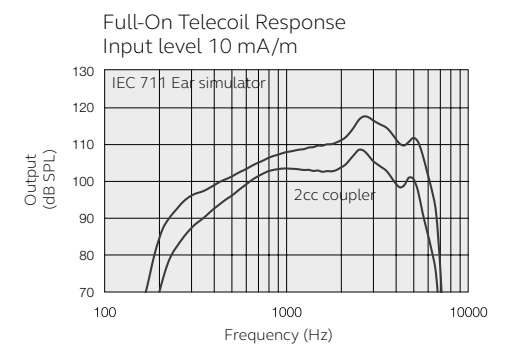
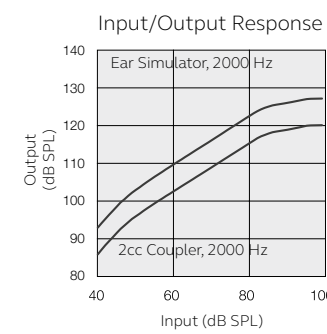
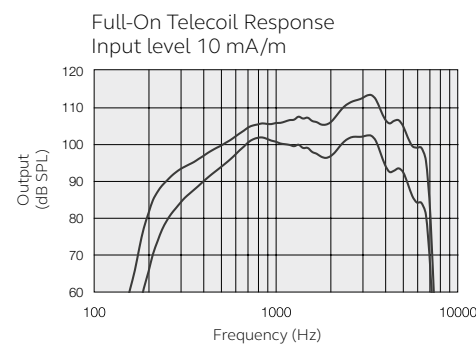
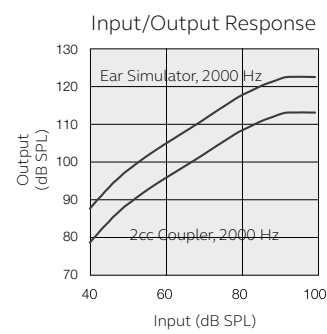
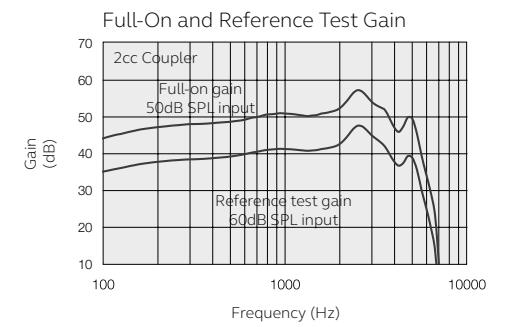
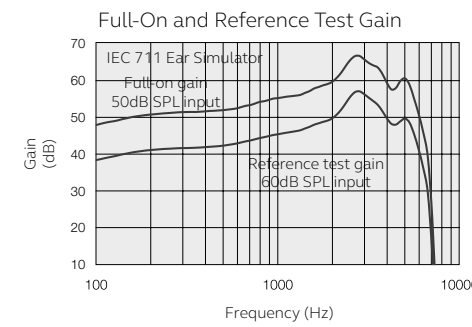
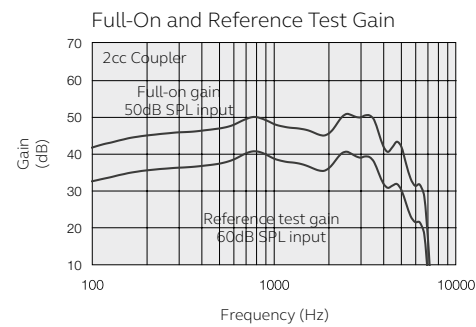
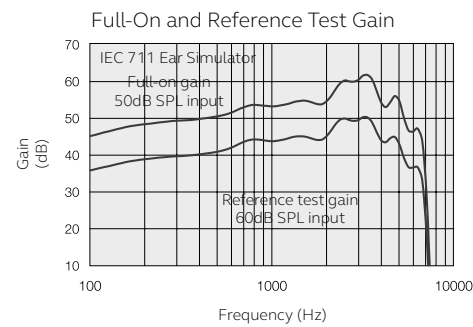
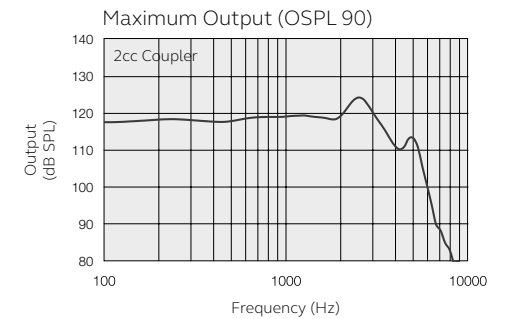
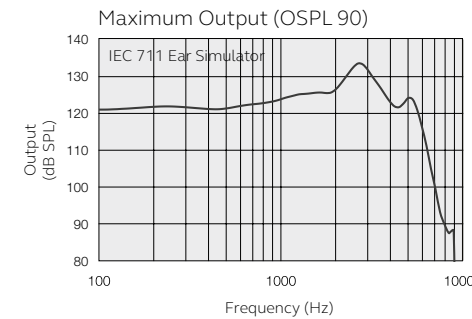
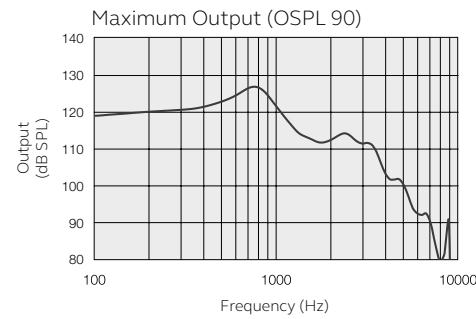
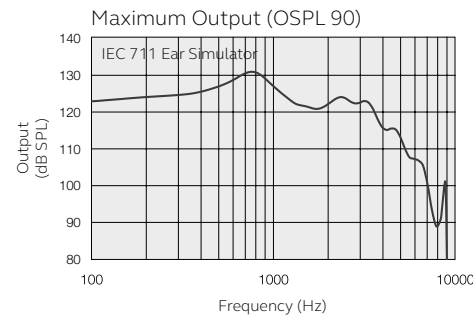
# Technical Specifications

		LT77-DW		
		IEC 60118-0 2nd IEC 711 Ear simulator	IEC 60118-0 3rd IEC 60118-7 ANSI S3.22 2cc coupler	
Reference test gain (60 dB SPL input)	1600 Hz/HFA	48	43	dB
Full-on gain (50 dB SPL input)	Max.	66	57	dB
	1600 Hz/HFA	58	53	
Maximum output (90 dB SPL input)	Max.	134	124	dB SPL
	1600 Hz/HFA	126	121	
Total harmonic distortion	500 Hz	0.4	0.4	%
	800 Hz	1.4	0.8	
	1600 Hz	0.9	0.7	
Telecoil sensitivity (1 mA/m input)	Max.	98		dB SPL
HFA - SPLIV @ 31.6 mA/m (ANSI)	HFA		105	
Full-on telecoil sensitivity @ 1mA/m	1600 Hz/HFA	90	85	
Equivalent input noise		25	20	dB SPL
Frequency range (DIN 45605/ANSI)		100-6560	100-6140	Hz
Current drain		1.2	1.2	mA

Data in accordance with IEC60118-0 Edition3.0 2015-06, IEC60118-7 and ANSI S3.22-2009, supply Voltage 1.3V

Patents pending

All specifications are subject to change without notice



Patents pending

All specifications are subject to change without notice

Notes:  
O.E.S. = Occluded Ear Simulator  
2cc = 2 cm<sup>3</sup> coupler  
Pi = Acoustic input signal

Basic settings:  
Full-on Gain, Reference Test Gain  
MPO = Maximum Power Output  
Maximum Band Width

Measured according to IEC60118-0 Edition3.0 2015-06 at 1.3 V, impedance 6.2 ohms and 23°C on 2cc coupler. Resp. on 2cc according to IEC60118-7 Second edition 2005-10 and ANSI/ASA S3.22-2009 (HFA average calculated at 1000 Hz, 1600 Hz and 2500 Hz; 0 dB SPL sound pressure equals 20µPa). All measurements without DSP features activated unless indicated otherwise Measurement on O.E.S according to IEC711 1981 According to IEC60118-0 Edition 2 1983 and amendment 1 1994 .