

Pure Charge&Go Nx

Technical Data



7Nx

5Nx

3Nx



S-Receiver

- 56 dB / 119 dB SPL (ear simulator)
- 45 dB / 108 dB SPL (2 ccm coupler)

M-Receiver

- 70 dB / 129 dB SPL (ear simulator)
- 60 dB / 119 dB SPL (2 ccm coupler)



P-Receiver

- 80 dB / 134 dB SPL (ear simulator)
- 70 dB / 124 dB SPL (2 ccm coupler)



HP-Receiver

- 82 dB / 138 dB SPL (ear simulator)
- 75 dB / 130 dB SPL (2 ccm coupler)

Pure Charge&Go Nx | Technical Data

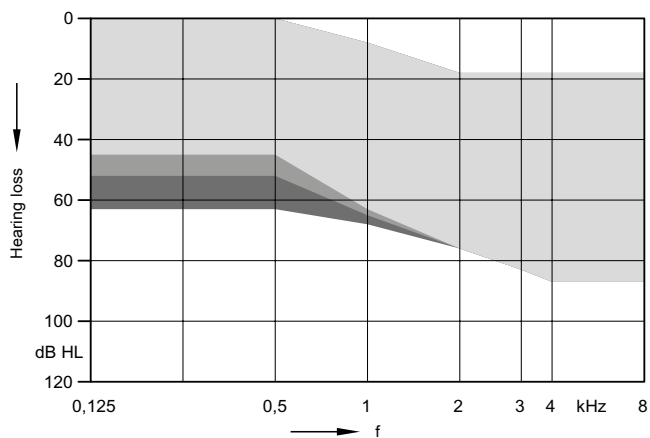
| Type | S-Receiver | | M-Receiver | |
|--|---|---------------------------------|---|---------------------------------|
| |  | |  | |
| | 2 ccm coupler | Ear simulator | 2 ccm coupler | Ear simulator |
| Output sound pressure level | | | | |
| at 1.6 kHz | – | 109 dB SPL | – | 123 dB SPL |
| Peak | 108 dB SPL | 119 dB SPL | 119 dB SPL | 129 dB SPL |
| HFA-OSPL 90 | 101 dB SPL | – | 113 dB SPL | – |
| Gain | | | | |
| Full on gain (FOG) at 1.6 kHz | – | 43 dB | – | 55 dB |
| Full on gain (Peak) | 45 dB | 56 dB | 60 dB | 70 dB |
| HFA-FOG | 37 dB | – | 50 dB | – |
| Reference test gain | 24 dB | 34 dB | 36 dB | 48 dB |
| Frequency, noise and directivity | | | | |
| Frequency range 7Nx 5Nx / 3Nx | 100 - 10000 Hz 100 - 8200 Hz | 100 - 10000 Hz 100 - 8300 Hz | 100 - 9400 Hz 100 - 8200 Hz | 100 - 10000 Hz 100 - 8300 Hz |
| Equivalent input noise | 19 dB SPL | 20 dB SPL | 19 dB SPL | 23 dB SPL |
| Total harmonic distortion at 500 / 800 / 1600 / 3200 Hz | 1 / 1 / 1 / 1 % | 1 / 1 / 2 / - % | 1 / 2 / 1 / 1 % | 2 / 3 / 2 / - % |
| Tinnitus noiser broadband | 65 dB SPL | – | 70 dB SPL | – |
| AI-DI | 4.0 dB | | 4.0 dB | |
| Inductive coil sensitivity | | | | |
| MASL (1 mA/m) at 1.6 kHz | – | – | – | – |
| HFA MASL (1 mA/m) | – | – | – | – |
| HFA SPLITS (left/right) | – | – | – | – |
| RSETS (left/right) | – | – | – | – |
| HFA SPLIV | – | – | – | – |
| Battery | | | | |
| Battery voltage | 1.25 V | | 1.25 V | |
| Battery current drain | 1.2 mA | 1.2 mA | 1.4 mA | 1.4 mA |
| Battery life (cell zinc air) | – | | – | |
| Battery life (rechargeable) | ~19 h | | ~19 h | |
| IRIL IEC 60118-13:2016 Ed. 4.0 | | | | |
| 700-960 MHz (rating) | user | | user | |
| 1400-2000 MHz (rating) | user | | user | |
| 2000-2700 MHz (rating) | user | | user | |
| ANSI C63.19-2011 | | | | |
| 800-950 MHz (rating) | M4 | | M4 | |
| 1600-2500 MHz (rating) | M4 | | M4 | |

Pure Charge&Go Nx | Technical Data

| Type | P-Receiver | | HP-Receiver | |
|--|---|--------------------------------|---|--------------------------------|
| |  | |  | |
| | 2 ccm coupler | Ear simulator | 2 ccm coupler | Ear simulator |
| Output sound pressure level | | | | |
| at 1.6 kHz | – | 128 dB SPL | – | 137 dB SPL |
| Peak | 124 dB SPL | 134 dB SPL | 130 dB SPL | 138 dB SPL |
| HFA-OSPL 90 | 119 dB SPL | – | 123 dB SPL | – |
| Gain | | | | |
| Full on gain (FOG) at 1.6 kHz | – | 70 dB | – | 82 dB |
| Full on gain (Peak) | 70 dB | 80 dB | 75 dB | 82 dB |
| HFA-FOG | 63 dB | – | 68 dB | – |
| Reference test gain | 42 dB | 53 dB | 46 dB | 62 dB |
| Frequency, noise and directivity | | | | |
| Frequency range 7Nx 5Nx / 3Nx | 100 - 7500 Hz 100 - 7500 Hz | 100 - 8100 Hz 100 - 8100 Hz | 100 - 7300 Hz 100 - 7300 Hz | 250 - 6100 Hz 250 - 6100 Hz |
| Equivalent input noise | 18 dB SPL | 21 dB SPL | 16 dB SPL | 12 dB SPL |
| Total harmonic distortion at 500 / 800 / 1600 / 3200 Hz | 1 / 2 / 1 / 1 % | 3 / 4 / 2 / - % | 1 / 2 / 1 / 1 % | 2 / 2 / 1 / - % |
| Tinnitus noiser broadband | 75 dB SPL | – | 85 dB SPL | – |
| AI-DI | 4.0 dB | | 4.0 dB | |
| Inductive coil sensitivity | | | | |
| MASL (1 mA/m) at 1.6 kHz | – | – | – | – |
| HFA MASL (1 mA/m) | – | – | – | – |
| HFA SPLITS (left/right) | – | – | – | – |
| RSETS (left/right) | – | – | – | – |
| HFA SPLIV | – | – | – | – |
| Battery | | | | |
| Battery voltage | 1.25 V | | 1.25 V | |
| Battery current drain | 1.3 mA | 1.3 mA | 1.3 mA | 1.3 mA |
| Battery life (cell zinc air) | – | | – | |
| Battery life (rechargeable) | ~19 h | | ~19 h | |
| IRIL IEC 60118-13:2016 Ed. 4.0 | | | | |
| 700-960 MHz (rating) | user | | user | |
| 1400-2000 MHz (rating) | user | | user | |
| 2000-2700 MHz (rating) | user | | user | |
| ANSI C63.19-2011 | | | | |
| 800-950 MHz (rating) | M4 | | M4 | |
| 1600-2500 MHz (rating) | M4 | | M4 | |

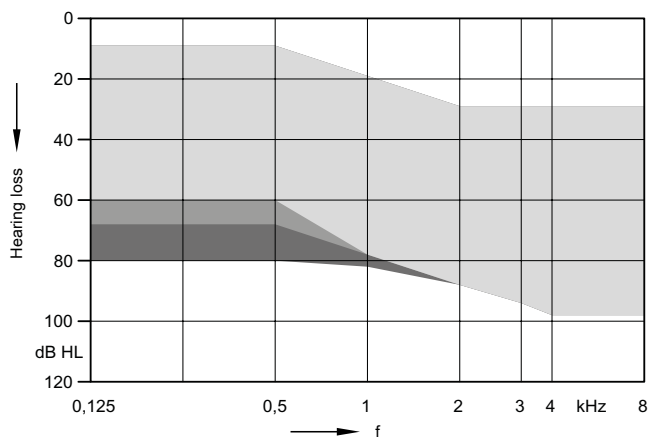
Pure Charge&Go Nx | Fitting Range

S-Receiver



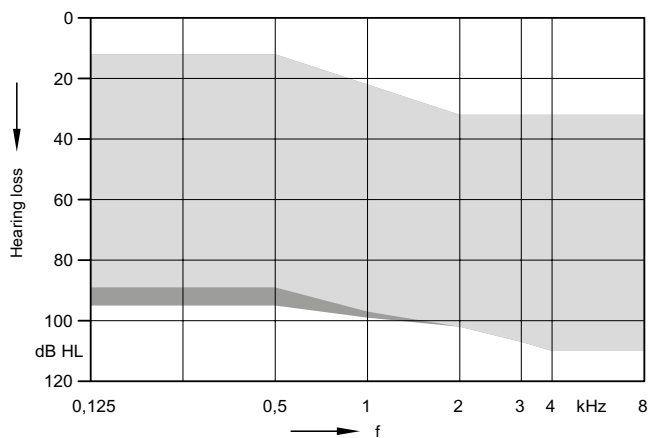
Open Click Domes
 + Double Click Domes
 + + Click Mold (no vent)

M-Receiver



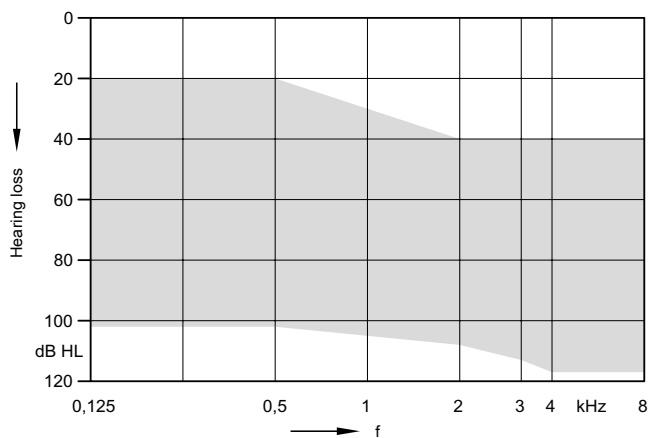
Open Click Domes
 + Double Click Domes
 + + Click Mold (no vent)

P-Receiver



Double Click Domes
 + Click Mold (no vent)

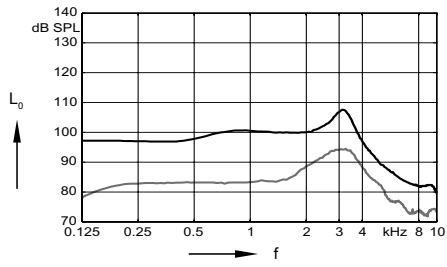
HP-Receiver



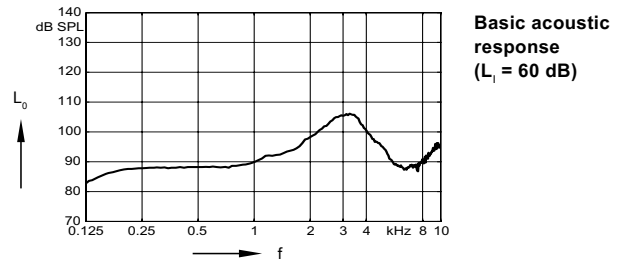
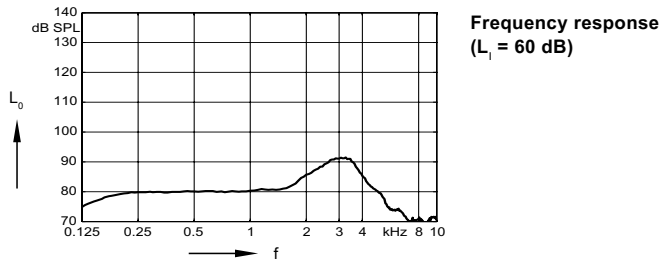
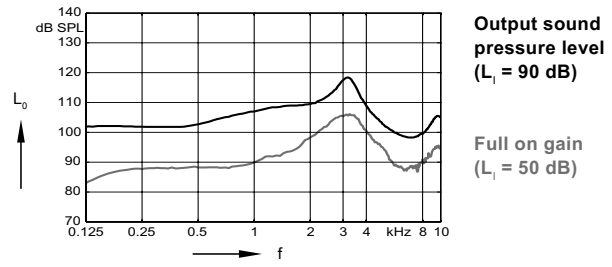
Custom Shell (no vent)

S-Receiver (Closed Click Dome) | Basic Data

2 ccm coupler

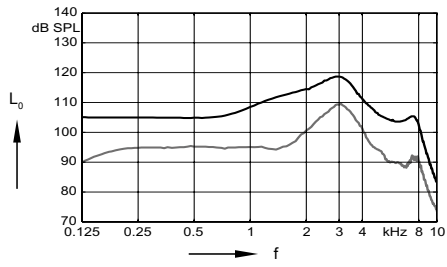


Ear simulator



M-Receiver (Closed Click Dome) | Basic Data

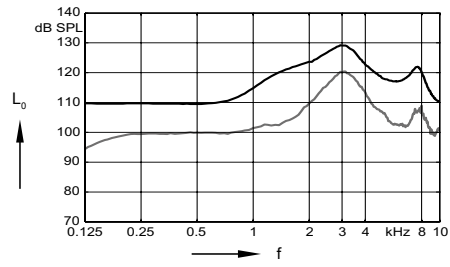
2 ccm coupler



Output sound pressure level
(L₁ = 90 dB)

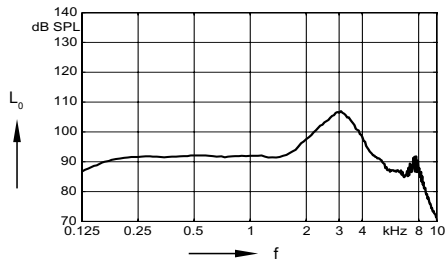
Full on gain
(L₁ = 50 dB)

Ear simulator

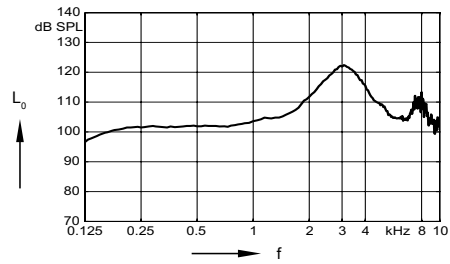


Output sound pressure level
(L₁ = 90 dB)

Full on gain
(L₁ = 50 dB)



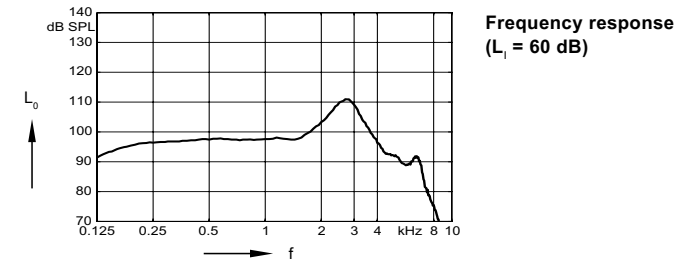
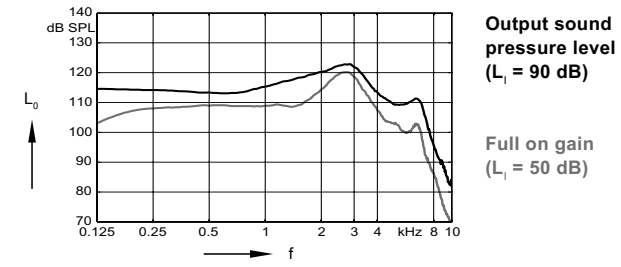
Frequency response
(L₁ = 60 dB)



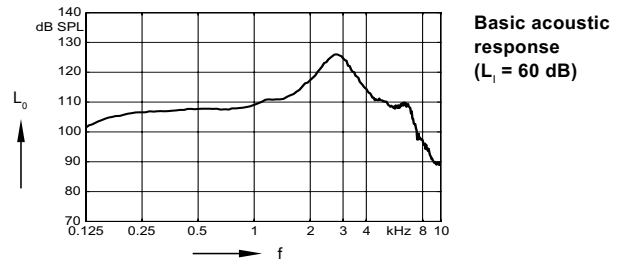
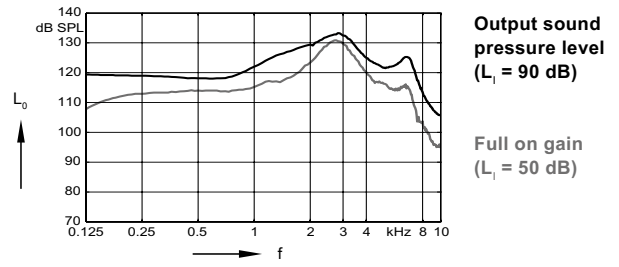
Basic acoustic response
(L₁ = 60 dB)

P-Receiver (Click mold) | Basic Data

2 ccm coupler

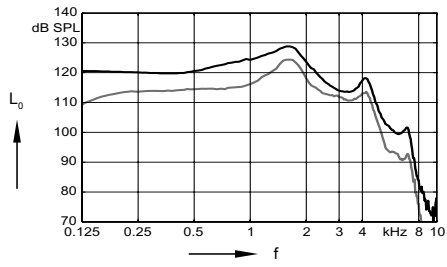


Ear simulator



HP-Receiver (Custom Shell) | Basic Data

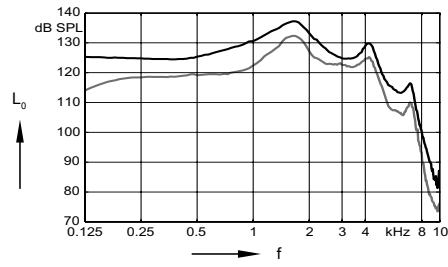
2 ccm coupler



Output sound pressure level
(L₁ = 90 dB)

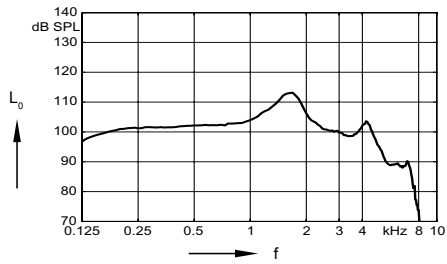
Full on gain
(L₁ = 50 dB)

Ear simulator

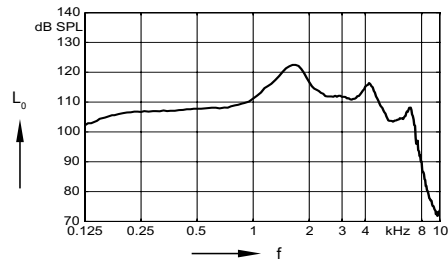


Output sound pressure level
(L₁ = 90 dB)

Full on gain
(L₁ = 50 dB)



Frequency response
(L₁ = 60 dB)



Basic acoustic response
(L₁ = 60 dB)

Pure Charge&Go Nx | Features and Accessories

| | 7Nx | 5Nx | 3Nx |
|---|---------|---------|---------|
| Audiology | | | |
| Own Voice Processing (OVP) ¹⁾ | ■■■■■ | ■■■■■ | ■■■■■ |
| 3D Classifier | ■■■■■ | ■■■■ | ■■■ |
| Signal processing (channels) / Gain/MPO (handles) | 48 / 20 | 32 / 16 | 24 / 12 |
| Hearing programs | 6 | 6 | 6 |
| Sound Clarity | | | |
| HD Spatial | ● | ● | ● |
| Extended dynamic range | ● | ● | ● |
| Extended bandwidth | ● | — | — |
| EchoShield | ● | — | — |
| HD Music (presets) | 3 | 1 | — |
| eWindScreen binaural ^{1) 2)} | ● | ● | — |
| eWindScreen | ● | ● | ● |
| Noise Management | | | |
| Speech and noise management (steps) | 7 | 5 | 3 |
| SoundSmoothing (steps) | 3 | 3 | 1 |
| Directional speech enhancement (steps) | 3 | 1 | — |
| Feedback cancellation | ● | ● | ● |
| Speech Quality | | | |
| Directionality | | | |
| Narrow Directionality ¹⁾ | ● | ● | ● |
| Spatial SpeechFocus ^{1) 3)} | ● | ● | — |
| SpeechFocus | ● | ● | — |
| TwinPhone ¹⁾ | ● | ● | ● |
| Frequency compression | ● | ● | ● |
| Direct Streaming | | | |
| Made for iPhone | ● | ● | ● |
| Adaptive Streaming Volume ⁴⁾ | ● | ● | ● |
| Tinnitus | | | |
| Notched Noise Therapy | ● | ● | ● |
| Tinnitus noiser | ● | ● | ● |
| Fitting | | | |
| Smart Optimizer and Data Logging | ● | ● | ● |
| Acclimatization manager | ● | ● | ● |
| Performance Guide | ● | ● | ● |
| Insitugram | ● | ● | ● |
| Learning (classes) | 6 | 3 | 1 |
| TeleCare | | | |
| TeleCare 3.0 | ● | ● | ● |

¹⁾ req. bilateral fitting

²⁾ not available in the universal program on 5Nx

³⁾ for 5Nx in Stroll Program or with Spatial Configurator only

⁴⁾ streaming only

● available ■■■■■ highest feature performance — not available

Pure Charge&Go Nx | Features and Accessories

| | 7Nx / 5Nx / 3Nx |
|------------------------------------|-----------------|
| Style specific features | |
| Ingress Protection Rating | IP68 |
| Charging contacts | — |
| Battery Size | — |
| Battery door on/off function | — |
| Nanocoated housing | ● |
| e2e wireless 3.0 | ● |
| User controls coupling via e2e | ● |
| Wireless programming | ● |
| Instrument configurations | |
| Flat cover | — |
| Rotary volume control | — |
| Push button | ● |
| Rocker switch | — |
| Color conversion kit | ○ |
| Battery door – integrated telecoil | — |
| Battery door – child lock | — |
| Small earhook | — |
| Programming accessories | |
| ConnexxAir, ConnexxLink | — |
| NoahLink wireless | ● |
| Programming adapter / cable | — |
| Accessories | |
| miniPocket | ○ |
| StreamLine TV | ○ |
| StreamLine Mic | ○ |
| Inductive Charger | mandatory |
| Apps | |
| myControl App | ○ |
| touchControl App | ○ |

● available ○ optional — not available

Abbreviations and Standards

Abbreviations

The following abbreviations are used in this datasheet:

| | |
|--------|--|
| OSPL | Output Sound Pressure Level |
| HFA | High Frequency Average |
| FOG | Full On Gain |
| MASL | Magneto Acoustical Sensitivity Level |
| SPLITS | Coupler SPL for an Inductive Telephone Simulator |
| RSETS | Relative Equivalent Telephone Sensitivity |
| SPLIV | SPL In a Vertical magnetic field |
| AI-DI | Articulation Index - Directivity Index |
| IRIL | Input Related Interference Level |
| RTF | Reference Test Frequency |

Standards and additional information

- ▶ All measurements with the 2 ccm coupler were performed according to ANSI S3.22-2014 and IEC 60118-0:2015 if applicable.
- ▶ All measurements with an ear simulator were performed according to IEC 118-0/A1:1994 and to DIN 45605 (frequency range) if applicable.
- ▶ Curves and figures representing FOG are measured with 20 dB reduction and 70 dB SPL input level.
- ▶ Figures representing Equivalent Input Noise incorporate a moderate expansion.
- ▶ Inductive coil sensitivity values, inductive response curves and T ratings apply for instruments with telecoil battery door only.
- ▶ Tinnitus noiser measurement conditions: all tinnitus single frequency sliders in max position, master volume slider in default position (0 dB) and local volume control in default position.
- ▶ The current consumption is measured in reference test setting (RTS) according to the applicable standards. Due to the settling behaviour of hearing instruments supporting RF (radio frequency), the battery current is measured 3 minutes after turning on (note: no pairing).
- ▶ The battery life is based on first fit settings using 60% of the fitting range and an ISTS (International Speech Test Signal) input signal at 65 dB SPL (note: pairing established). The actual battery life is determined by battery quality, hearing loss, sound environment, usage and activated feature set.
- ▶ The following acoustic connections / ear pieces were used:
 - S-Receiver Unit and M-Receiver Unit: Closed Click Dome
 - P-Receiver Unit: Click Mold
 - HP-Receiver Unit: Custom Shell
- ▶ Extended frequency range up to 12 kHz for 7Nx devices only.

Note for power cell

- ▶ Operating times may vary due to hearing loss, use of binaural features and accessories, age of power cell as well as the sound environment.



„Made for iPhone“ means that an electronic accessory has been designed to connect specifically to iPhone and has been certified by the developer to meet Apple performance standards. Apple is not responsible for the operation of this device or its compliance with safety and regulatory standards. Please note that the use of this accessory with iPhone may affect wireless performance.

The information in this document contains general descriptions of the technical options available, which do not always have to be present in individual cases and are subject to change without prior notice. The required features should therefore be specified in each individual case at the time of conclusion of the respective contract.

 **Legal Manufacturer**
Signia GmbH
Henri-Dunant-Strasse 100
91058 Erlangen, Germany
Phone +49 9131 308 0

Order No. 03472-99T2-7600
© 12.2017, Signia GmbH
All rights reserved

www.signia-hearing.com



Warning

Choking hazard posed by small parts.

- ▶ This instrument is not intended for the fitting of infants, children under 3 years and persons of mental incapacity.



Warning

Instrument has an output sound pressure level of 132 dB SPL or more.

Risk of impairing the residual hearing of the user.

- ▶ Take special care when fitting this instrument.