



Model	RU977-DWC	RU777-DWC	RU577-DWC	RU477-DWC
<b>Device Configurations</b>				
Battery size	Rechargeable Lithium-Ion			
Control Options	PB			
IP Classification	IP68			
<b>Audiological Features</b>				
Number of Channels	17	14	12	10
360 All-Around	●	-	-	-
All Access Directionality	-	●	-	-
Binaural Directionality III	-	-	●	-
Binaural Directionality	-	-	-	●
Spatial Sense	●	●	●	-
Front Focus	●	-	-	-
Ultra Focus	-	●	-	-
Synchronised Soft Switching	●	●	●	●
Environmental Optimiser II	●	-	-	-
Environmental Optimiser I	-	●	●	-
Noise Tracker II	5 settings	3 settings	2 settings	On/Off
Expansion	3 settings	2 settings	On/Off	On/Off
Impulse Noise Reduction	3 settings	3 settings	On/Off	On/Off
Wind Guard	3 settings	2 settings	On/Off	On/Off
Sound Shaper	●	●	●	●
DFS Ultra III (w/ Music Mode)	●	●	●	●
Synchronised Acceptance Manager	●	●	●	●
Tinnitus Sound Generator	●	●	●	●
<b>Functional Features</b>				
Ear to Ear Communication	●	●	●	●
Direct audio streaming	●	●	●	●
Telecoil (TC)	●	●	●	●
ReSound TV Streamer 2, Remote Control, Remote Control 2, Phone Clip+, Micro Mic and Multi Mic	●	●	●	●
ReSound Smart 3D™ app	●	●	●	●
Sound Enhancer (ReSound Smart 3D™ app)	●	●	●	●
<b>Remote Fine Tuning and Updates</b>				
ReSound Assist	●	●	●	●
ReSound Assist Live	●	●	●	●
Remote Firmware Updates	●	●	●	●
<b>Fitting Features</b>				
Fitting Software Smart Fit™ 1.16 or higher	●	●	●	●
Fully Flexible Programs	4	4	4	4
Auto DFS	●	●	●	●
Datalogging	●	●	●	●
Wireless Fitting with Noahlink Wireless	●	●	●	●



Charger

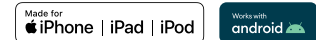


Charging cable



AC/DC Adaptor (EU example)

Technical data	Desktop Charger
Dimensions	82mm x 36mm x 46mm / 3.2" x 1.4" x 1.8"
Weight	82 grams / 2.9 oz
Power Supply	USB power supply, 5 V
Charging form factor (CFF)	70
Charging time for Hearing Instrument	< 40 °C (104F): 3 hours, depending on initial state of the battery
Wireless frequency between Hearing Instrument and Charger	2.4 GHz and 333 kHz
ESD tolerance	According to IEC 61000-4-2 Electrostatic discharge immunity test standard
Operating & Charging temperature	+ 5 °C (41F) to + 40 °C (104F) at a relative humidity range of 15% to 90%, non-condensing
Storage temperature for charger and Hearing Instrument	- 25 °C (-13F) to + 5 °C (41F), + 5 °C (41F) to + 35 °C (95F) at a relative humidity up to 90%, non-condensing, > 35 °C (95F) to 70 °C (158F) at a water vapour pressure up to 50 hPa



© 2022 GN Hearing A/S. All rights reserved. ReSound is a trademark of GN Hearing A/S. Apple, the Apple logo, iPhone, iPad and iPod touch are trademarks of Apple Inc., registered in the U.S. and other countries. Android is a trademark of Google LLC.

**Worldwide Headquarters**  
GN ReSound A/S  
Lautrupbjerg 7  
DK-2750 Ballerup  
Denmark  
Tel.: +45 4575 1111  
resound.com  
CVR no. 55082715

**United Kingdom**  
GN Hearing UK Ltd.  
Unit 13  
Talisman Business Centre  
Bicester  
Oxon OX26 6HR  
Tel.: +44 1869 352800  
resound.com

**Australia**  
GN Hearing Australia Pty Ltd  
Gate C, 19-25 Khartoum Road  
Macquarie Technology Park  
Macquarie Park NSW 2113  
Tel.: (free) 1800 658 955  
resound.com

**New Zealand**  
GN Hearing New Zealand Limited  
Ground Floor, North Entrance  
4 Fred Thomas Drive  
Takapuna, Auckland, 0622  
Tel.: (free) 0800 900 126  
resound.com

**Singapore**  
GN Hearing Pte. Ltd.  
456 Alexandra Road  
#22-01  
Singapore 119962  
Tel.: +65 6320 9388  
resound.com

# Technical Specifications

RU77-DWC (Closed)	
IEC 60118-0: 1983_ AMD1:1994 IEC 60118-0:2015 IEC 711 Ear simulator	ANSI S3.22-2014 IEC 60118-0:2015 JIS C 5512: 2015 2cc coupler

Reference test gain (60 dB SPL input)	1600 Hz/HFA	46	45	dB
Full-on gain (50 dB SPL input)	Max. 1600 Hz/HFA	67 56	60 53	dB
Maximum output (90 dB SPL input)	Max. 1600 Hz/HFA	135 126	128 122	dB SPL
Total harmonic distortion	500 Hz 800 Hz 1600 Hz	0.4 1.0 0.8	0.3 0.7 0.6	%
Telecoil sensitivity (1 mA/m input)	Max.	98	91	dB SPL
HFA - SPLIV @ 31.6 mA/m (ANSI)	HFA	110	105	
Full-on telecoil sensitivity @ 1mA/m	1600 Hz/HFA	87	83	
Equivalent input noise, w/o Noise reduction		25	20	dB SPL
1/3 Octave Equivalent input noise, w/o Noise reduction	1600 Hz	10	10	dB SPL
Frequency range IEC60118-0:2015*		100-7960	100-6240	Hz
Battery Lifetime (Battery type Rechargeable)**		24	24	Hours

\* Measured according to IEC 60118-0:2015, with 711-Ear simulator coupler.  
 \*\* Expected operating time of the rechargeable battery depends on active features, the use of wireless accessories, hearing loss, battery age and sound environment.

# Technical Specifications

RU77-DWC (Open)	
IEC 60118-0: 1983_ AMD1:1994 IEC 60118-0:2015 IEC 711 Ear simulator	ANSI S3.22-2014 IEC 60118-0:2015 JIS C 5512: 2015 2cc coupler

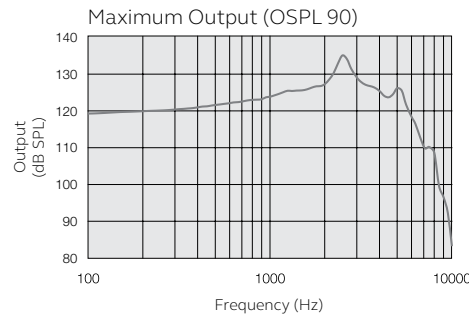
Reference test gain (60 dB SPL input)	1600 Hz/HFA	41	40	dB
Full-on gain (50 dB SPL input)	Max. 1600 Hz/HFA	62 52	53 47	dB
Maximum output (90 dB SPL input)	Max. 1600 Hz/HFA	131 121	127 116	dB SPL
Total harmonic distortion	500 Hz 800 Hz 1600 Hz	0.2 0.2 0.9	0.1 0.1 0.7	%
Telecoil sensitivity (1 mA/m input)	Max.	94	85	dB SPL
HFA - SPLIV @ 31.6 mA/m (ANSI)	HFA	105	100	
Full-on telecoil sensitivity @ 1mA/m	1600 Hz/HFA	83	78	
Equivalent input noise, w/o Noise reduction		25	22	dB SPL
1/3 Octave Equivalent input noise, w/o Noise reduction	1600 Hz	9	9	dB SPL
Frequency range IEC60118-0:2015*		100-8430	100-6990	Hz
Battery Lifetime (Battery type Rechargeable)**		24	24	Hours

\* Measured according to IEC 60118-0:2015, with 711-Ear simulator coupler.  
 \*\* Expected operating time of the rechargeable battery depends on active features, the use of wireless accessories, hearing loss, battery age and sound environment.

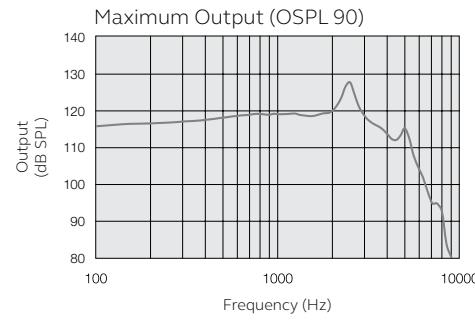
Patents pending

All specifications are subject to change without notice

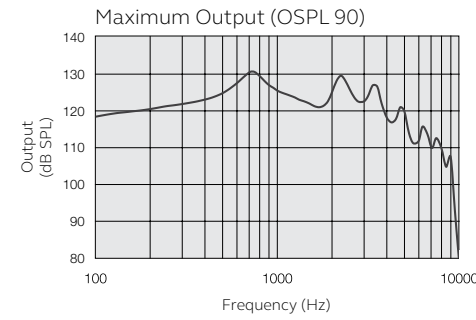
IEC 60118-0: 1983\_ AMD1:1994  
IEC 711 Ear Simulator



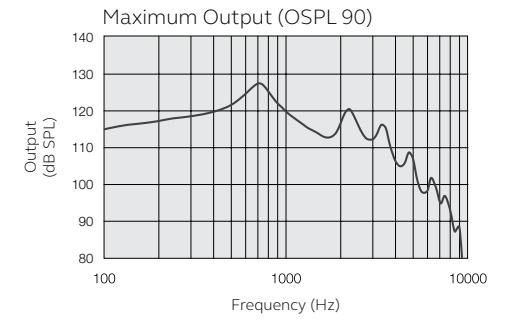
ANSI S3.22-2014  
IEC 60118-0:2015  
JIS C 5512: 2015  
2cc coupler



IEC 60118-0: 1983\_ AMD1:1994  
IEC 711 Ear Simulator



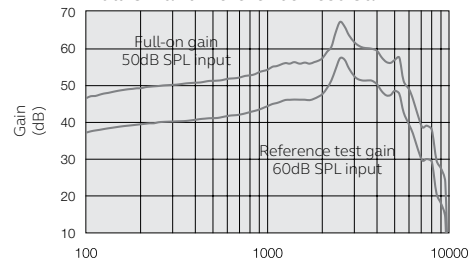
ANSI S3.22-2014  
IEC 60118-0:2015  
JIS C 5512: 2015  
2cc coupler



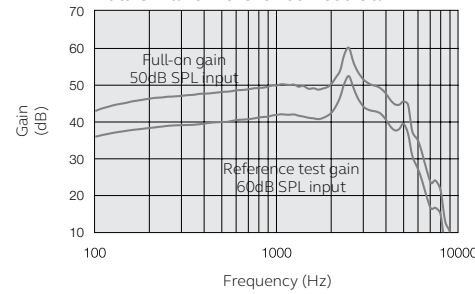
Patents pending

All specifications are subject to change without notice

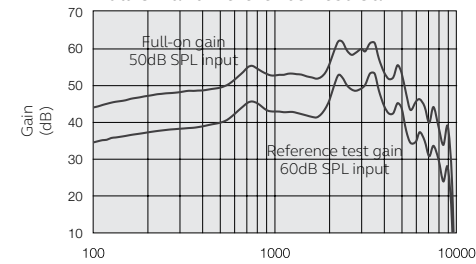
Full-On and Reference Test Gain



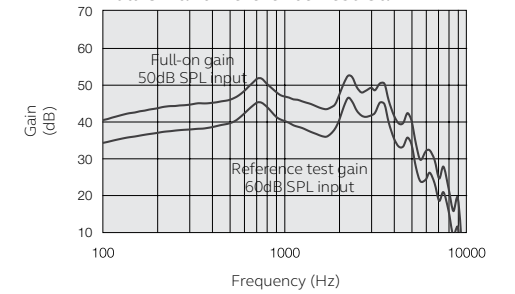
Full-On and Reference Test Gain



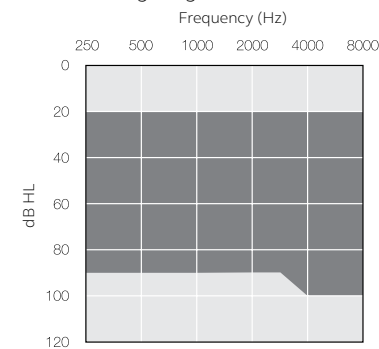
Full-On and Reference Test Gain



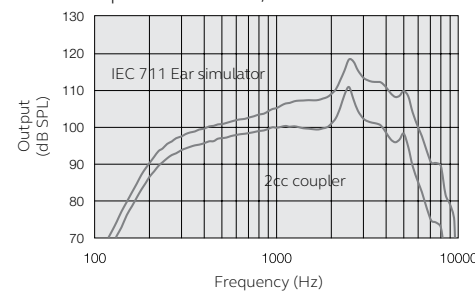
Full-On and Reference Test Gain



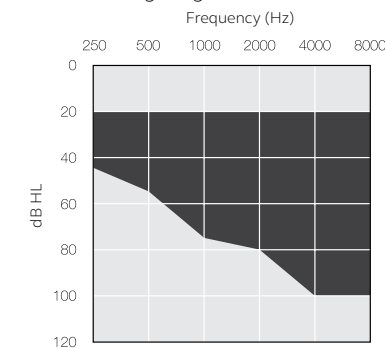
Fitting range



Full-On Telecoil Response  
Input level 10 mA/m



Fitting range



Full-On Telecoil Response  
Input level 10 mA/m

