

ReSound LiNX Quattro™

ReSound GN



Product Description

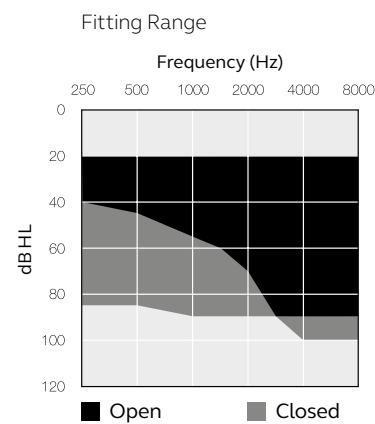
Based on our most advanced chip platform, the ReSound LiNX Quattro hearing aids features an extended bandwidth of up to 9.5 kHz and a higher input dynamic range of up to 116 dB SPL. Combined with our renowned ReSound audiological heritage, including Binaural Directionality III and Spatial Sense, the solution provides more of the finer sound details for a clearer, fuller and richer sound experience.

ReSound LiNX Quattro is a 6th generation, 2.4 GHz wireless hearing aid that offers direct audio streaming from iOS and Android™* devices. With ReSound Assist and the ReSound Smart 3D™ app, you can provide remote fine-tuning services for your clients.

The Behind-the-Ear (BTE) model 67 hearing aid is available with a thin tube and a hook, it comes with telecoil functionality as standard, and it works with the full line of ReSound wireless accessories.

ReSound LiNX Quattro BTE hearing aids are iSolate™ nanotech-coated for optimum durability and meet the IP68 classification for ingress protection.

*Compatible from Android version 10 and Bluetooth® 5.0 with the Android streaming to hearing aids feature..



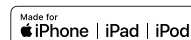
Model	RE967-DWT	RE767-DWT	RE567-DWT
Device Configurations			
Battery size	312		
Colours available	14		
Audiological Features			
WARP compression (WDRC) - number of channels	17	14	12
Binaural Directionality III	●	-	-
Spatial Sense	●	-	-
Binaural Directionality	-	●	-
Natural Directionality II	●	●	●
Directional Mix Processor	●	●	●
Adjustable directional mix	●	-	-
Synchronised Soft Switching	●	●	-
Soft Switching	●	●	●
Autoscope Adaptive Directionality	●	-	-
Multiscope Adaptive Directionality	-	●	-
Adaptive Directionality	-	-	●
Binaural Environmental Optimiser II	●	-	-
Environmental Optimiser	-	●	-
Noise Tracker II	●	⊙	○
Expansion	●	⊙	○
Impulse Noise Reduction	●	●	-
Wind Guard	●	⊙	○
Sound Shaper	●	●	●
DFS Ultra II	●	●	●
Music Mode	●	●	●
Synchronised Acceptance Manager	●	●	●
Tinnitus Sound Generator	●	●	●
Functional Features			
Synchronised Push Button*	●	●	●
Smart Start	●	●	●
Phone Now	●	●	●
Comfort Phone	●	●	●
Ear to Ear Communication	●	●	●
Direct audio streaming	●	●	●
ReSound TV Streamer 2, Remote Control, Remote Control 2, Phone Clip+, Micro Mic and Multi Mic	●	●	●
ReSound Smart 3D™ app	●	●	●
ReSound Assist			
Remote Fine Tuning	●	●	●
Remote Firmware Updates	●	●	●
Fitting Features			
ReSound Smart Fit™ 1.6 or higher	●	●	●
Fully Flexible Programs	4	4	4
Auto DFS	●	●	●
Onboard Analyser II	●	●	●
Wireless Fitting with Noahlink Wireless	●	●	●

○ Basic

● Advanced

● Ultimate

* Also including functionality for synchronised Push Button Volume Control



© 2019 GN Hearing A/S. All rights reserved. ReSound is a trademark of GN Hearing A/S. Apple, the Apple logo, iPhone, iPad and iPod touch are trademarks of Apple Inc., registered in the U.S. and other countries. Android is a trademark of Google LLC. The Bluetooth word mark and logos are registered trademarks owned by Bluetooth SIG, Inc.

401236000GB-19.12-Rev.B

Worldwide Headquarters
GN ReSound A/S
Lautrupbjerg 7
DK-2750 Ballerup
Denmark
Tel.: +45 4575 1111
resound.com

United Kingdom
GN Hearing UK Ltd.
Kirtlington Business Centre
Portway, Kirtlington
Oxon OX5 3JA
Tel.: +44 1869 352 800
resound.com

Australia
GN Hearing Australia Pty Ltd
Gate C, 19-25 Khartoum Road
Macquarie Technology Park
Macquarie Park NSW 2113
Tel.: (free) 1800 658 955
resound.com

New Zealand
GN Hearing New Zealand Limited
Ground Floor, North Entrance
4 Fred Thomas Drive
Takapuna, Auckland, 0622
Tel.: (free) 0800 900 126
resound.com

Singapore
GN Hearing Pte. Ltd.
2 Kallang Avenue
#07-19 CT HUB
Singapore - 339407
Tel.: +65 6320 9388
resound.com

CVR no. 55082715

Technical Specifications

		RE67-DWT (Thin tube)		
		IEC 60118-0 2nd IEC 711 Ear simulator	IEC 60118-0 3rd IEC 60118-7 ANSI S3.22 2cc coupler	
Reference test gain (60 dB SPL input)	1600 Hz/HFA	41	36	dB
Full-on gain (50 dB SPL input)	Max. 1600 Hz/HFA	60 52	52 47	dB
Maximum output (90 dB SPL input)	Max. 1600 Hz/HFA	127 117	123 113	dB SPL
Total harmonic distortion	500 Hz	0.5	0.4	%
	800 Hz	0.2	0.1	
	1600 Hz	0.6	0.4	
	3200Hz	-	0.2	
Telecoil sensitivity (1 mA/m input)	Max.	91	81	dB SPL
HFA - SPLIV @ 31.6 mA/m (ANSI)	HFA	104	96	
Full-on telecoil sensitivity @ 1mA/m	1600 Hz/HFA	82	77	
Equivalent input noise, w/o Noise reduction		26	22	dB SPL
1/3 Octave Equivalent input noise, w/o Noise reduction		10	10	dB SPL
Frequency range IEC 60118-0: 2015		100-9260*	100-7800	Hz
Current Drain (Quiescent / Operating)		1.17/1.24	1.17/1.22	mA

Data in accordance with IEC60118-0:2015-06, IEC60118-7 and ANSI S3.22-2009, supply Voltage 1.3V

* Measured according to IEC60118-0:2015, with 711-Ear simulator coupler.

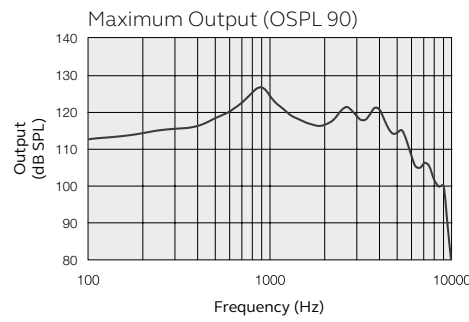
Technical Specifications

		RE67-DWT (Closed)		
		IEC 60118-0 2nd IEC 711 Ear simulator	IEC 60118-0 3rd IEC 60118-7 ANSI S3.22 2cc coupler	
Reference test gain (60 dB SPL input)	1600 Hz/HFA	44	39	dB
Full-on gain (50 dB SPL input)	Max. 1600 Hz/HFA	65 55	56 49	dB
Maximum output (90 dB SPL input)	Max. 1600 Hz/HFA	130 123	121 116	dB SPL
Total harmonic distortion	500 Hz	0.8	0.7	%
	800 Hz	0.9	0.6	
	1600 Hz	0.6	0.6	
	3200 Hz	-	0.1	
Telecoil sensitivity (1 mA/m input)	Max.	95	85	dB SPL
HFA - SPLIV @ 31.6 mA/m (ANSI)	HFA	105	99	
Full-on telecoil sensitivity @ 1mA/m	1600 Hz/HFA	85	79	
Equivalent input noise, w/o Noise reduction		26	23	dB SPL
1/3 Octave Equivalent input noise, w/o Noise reduction		10	10	dB SPL
Frequency range IEC 60118-0: 2015		100-8060*	100-6800	Hz
Current Drain (Quiescent / Operating)		1.17/1.24	1.18/1.34	mA

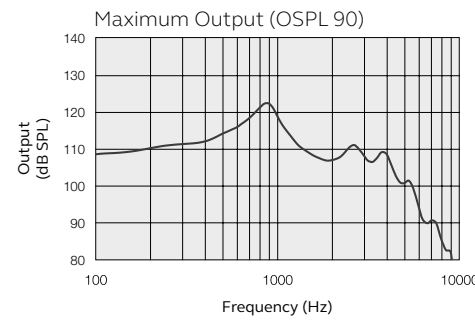
Data in accordance with IEC60118-0:2015-06, IEC60118-7 and ANSI S3.22-2009, supply Voltage 1.3V

* Measured according to IEC60118-0:2015, with 711-Ear simulator coupler.

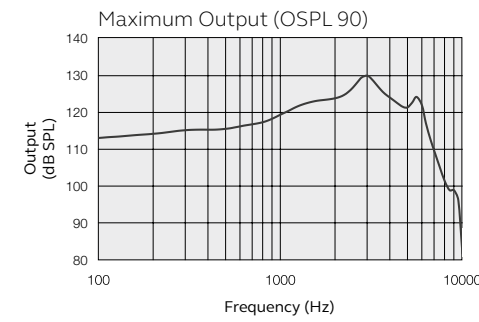
IEC 60118-0: 1983_AMD1:1994
IEC 711 Ear Simulator



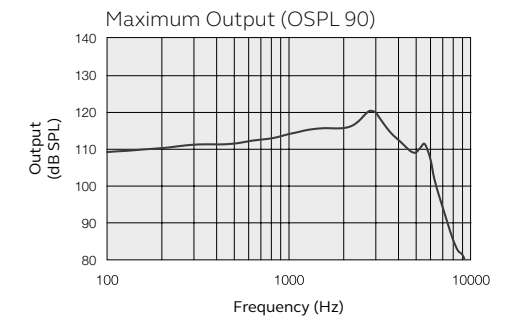
ANSI S3.22-2014
IEC 60118-0:2015
JIS C 5512: 2015
2cc coupler



IEC 60118-0: 1983_AMD1:1994
IEC 711 Ear Simulator



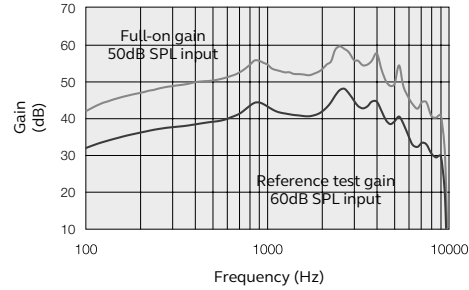
ANSI S3.22-2014
IEC 60118-0:2015
JIS C 5512: 2015
2cc coupler



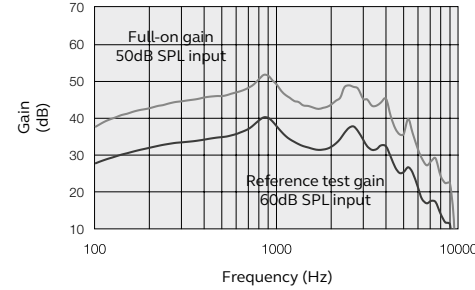
Patents pending

Patents pending

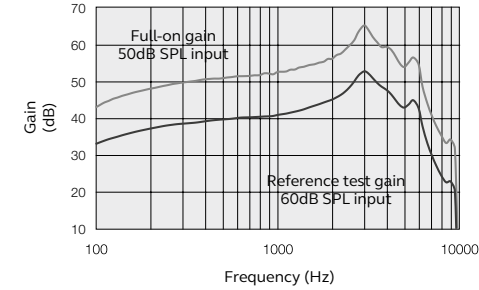
Full-On and Reference Test Gain



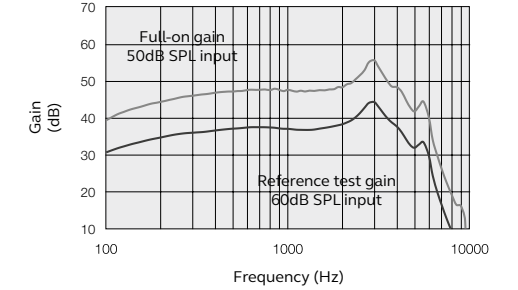
Full-On and Reference Test Gain



Full-On and Reference Test Gain



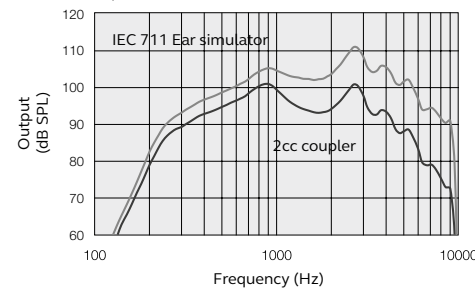
Full-On and Reference Test Gain



All specifications are subject to change without notice

All specifications are subject to change without notice

Full-On Telecoil Response
Input level 10 mA/m



Full-On Telecoil Response
Input level 10 mA/m

