

# SatinSheet 2Direction

Basesheet - fit

Kortinstruktion

immedia®

a part of Etac



## Material

SatinSheet:

Polycotton: 66% bomull / 34% polyester

Satin: 100% polyester

Klass 1 - medicintekniska direktivet

MDD 93/42/EEC

Rekommenderas att produkten tvättas före användning

Använd inte sköljmedel

Strykning sänker friktionen ytterligare



Artikelnr.

EAN nr

Storlek (mm)

IM4112S

5708012001118

W900 x L2000

IM4142S

5708012002894

W900 x L2000

### Kombinationer:

IM4110S

5708012001958

W850 x L900

IM4115S

5708012001149

W2000 x L1400

IM4115SH

5708012002764

W2000 x L1400

IM4116S

5708012001156

W2000 x L1000

IM4117S

5708012001163

W700 x L600

IM4118S

5708012001170

W2000 x L1400

IM4121S

5708012001804

W2000 x L2000

IM4140S

5708012002887

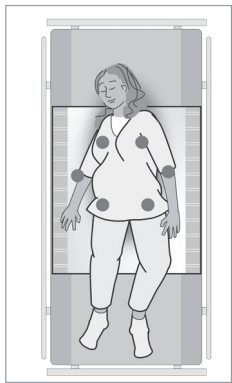
W1200 x L1400

Set: IM4203S

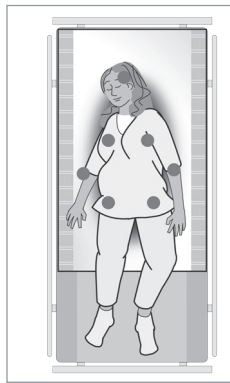
5708012001385

IM4112S + IM4115S

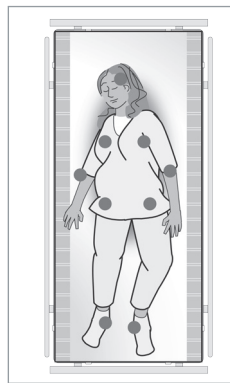
# SatinSheet 2Direction



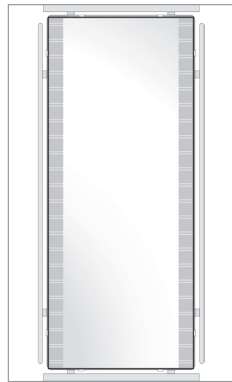
100 x 200 cm



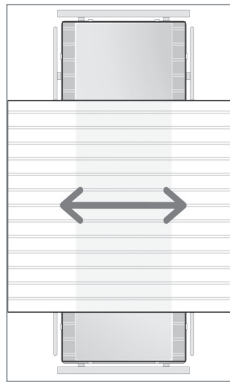
140 x 200 cm



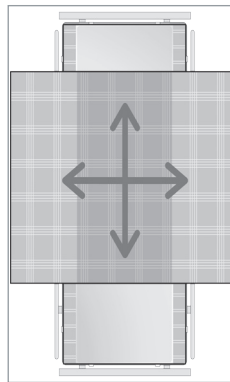
200 x 200 cm



100 x 200 cm



140 x 200 cm




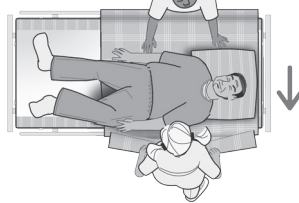
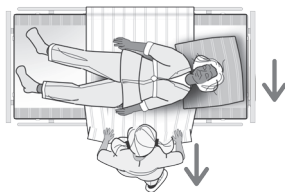
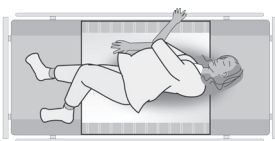
200 x 200 cm

Illustration 1

Illustration 2

Illustration 3

Illustration 4



**Kontrollera alltid:**



## Kontakt

Etac Sverige AB  
Box 203, 334 24 Anderstorp  
Tel kundservice 0371-58 73 00  
Fax kundservice 0371-58 73 90  
info@etac.se www.etac.se